

SERIES 4302 | VERTICAL IN-LINE DUALARM SPLIT-COUPLED | 3 × 3 × 6 | SUBMITTAL

File No: 43D.505
Date: DECEMBER 4, 2014
Supersedes: 43D.505
Date: SEPTEMBER 10, 2012

Job: _____ Representative: _____
 _____ Order no.: _____ Date: _____
 Engineer: _____ Submitted by: _____ Date: _____
 Contractor: _____ Approved by: _____ Date: _____

PUMP DESIGN DATA

No. of pumps: _____ Tag: _____
 Capacity: _____ USgpm (L/s) Head: _____ ft (m)
 Liquid: _____ Viscosity: _____
 Temperature: _____ °F (°C) Specific gravity: _____
 Suction: 3"(75mm) Discharge: 3"(75mm)

MOTOR DESIGN DATA

HP: _____ RPM: _____ Frame size: _____ Enclosure: _____
 Volts: _____ Hertz: 60 Hz Phase: 3
 Efficiency: NEMA premium 12.12 Other _____ %

MATERIALS OF CONSTRUCTION

ANSI FLANGE RATING	ANSI 125	ANSI 250
Construction	<input type="checkbox"/> BF	<input type="checkbox"/> DBF
Casing	Cast iron	Ductile iron
Adapter	Cast iron	Ductile iron

Impeller: Bronze

Gasket: Confined non-asbestos fiber

Shaft: 416 stainless steel

Coupling: High tensile aluminum

Flush line: Braided stainless steel

MAXIMUM PUMP OPERATING CONDITIONS

ANSI 125

175 psig at 150°F (12 bars at 65°C)
 140 psig at 250°F (10 bars at 121°C)

ANSI 250

250 psig at 150°F (17 bars at 65°C)
 250 psig at 250°F (17 bars at 121°C)

- Coupling guard (not shown) is supplied
- See performance curves on page 3
- For exact installation, data please write factory for certified dimensions

MECHANICAL SEAL DATA

See file no. 43.50 for standard mechanical seal details as indicated below.

ARMSTRONG SEAL REFERENCE NUMBER:

c1 (a) Other: _____

OPTIONAL EQUIPMENT

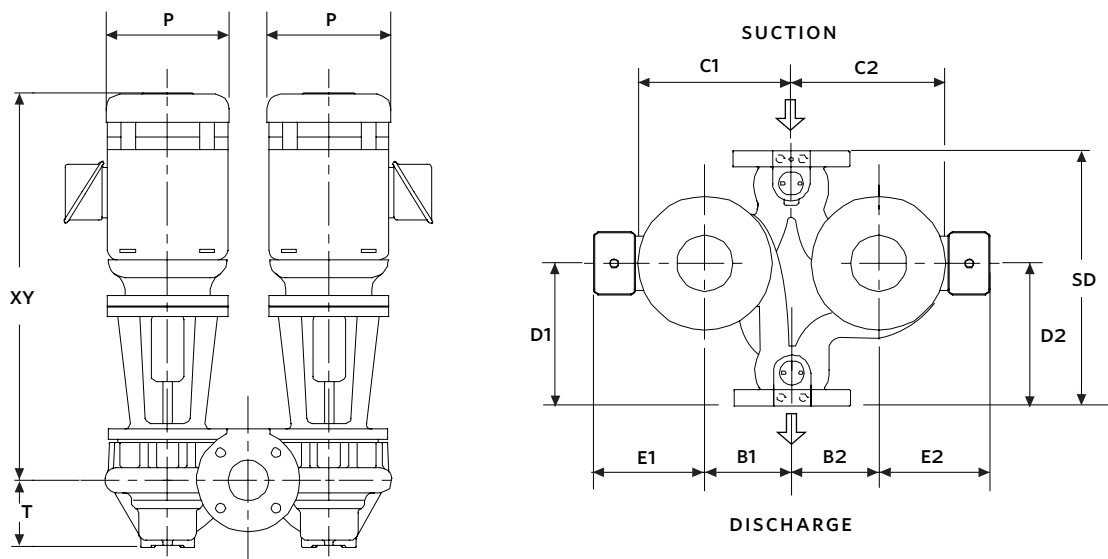
SEAL DATA OPTIONS

MOTOR FRAME	HP @ RPM		1800	MAX. DIMENSIONS inches (mm)								WEIGHT	
	3600			E1		E2		P		XY		lbs (kgs)	
	ODP	TEFC		ODP	TEFC	ODP	TEFC	ODP	TEFC	ODP	TEFC	ODP	TEFC
143TC	—	—	1	4.12 (105)	6.09 (155)	4.12 (105)	6.09 (155)	8.63 (219)	7.28 (185)	22.03 (560)	20.53 (521)	354 (160.6)	368 (166.9)
145TC	—	—	1.5 & 2.0	4.12 (105)	6.09 (155)	4.12 (105)	6.09 (155)	8.63 (219)	7.28 (185)	22.03 (560)	20.53 (521)	356 (161.5)	372 (168.7)
182TC	5	—	—	6.84 (174)	7.50 (191)	6.84 (174)	7.50 (191)	10.38 (264)	9.56 (243)	26.54 (674)	26.42 (671)	374 (169.6)	488 (221.4)
184TC	7.5	5	—	6.84 (174)	7.50 (191)	6.84 (174)	7.50 (191)	10.38 (264)	9.56 (243)	26.54 (674)	26.42 (671)	398 (180.5)	528 (239.5)
213TC	10	7.5	—	7.59 (193)	8.25 (210)	7.59 (193)	8.25 (210)	12.13 (308)	11.25 (286)	28.04 (712)	29.16 (741)	530 (240.4)	606 (274.9)
215TC	15	10	—	7.59 (193)	8.25 (210)	7.59 (193)	8.25 (210)	12.13 (308)	11.25 (286)	28.04 (712)	29.16 (741)	540 (244.9)	820 (371.9)

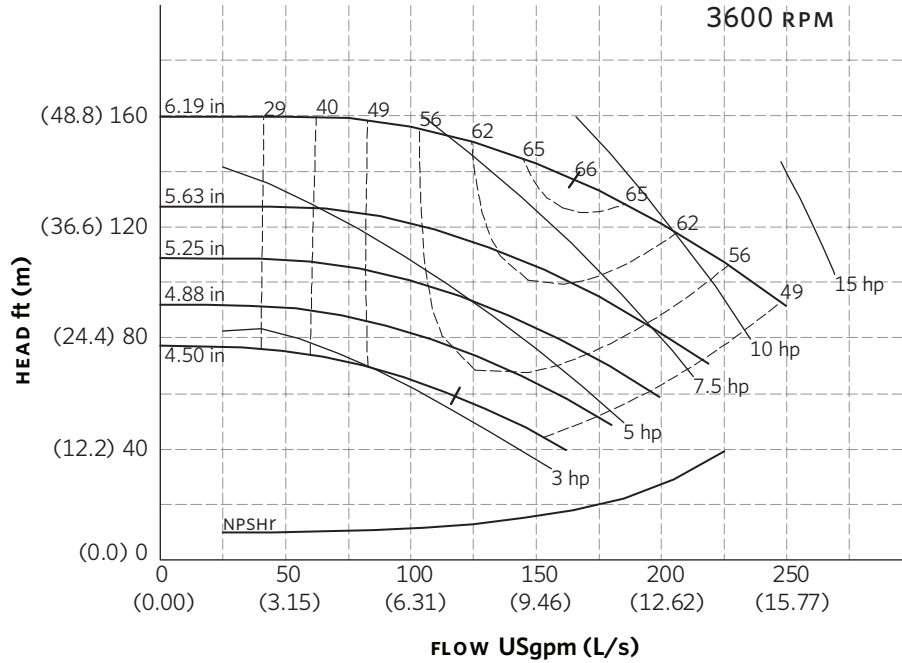
PUMP DIMENSIONS

inches (mm)

B1	B2	C1	C2	D1	D2	SD	T
5.88	5.88	10.38	10.50	10.13	10.13	18.25	4.87
(149)	(149)	(264)	(267)	(257)	(257)	(464)	(124)



SERIES 4302 PERFORMANCE CURVES



Curve number
PT38-2-03600

Series
4302
4382

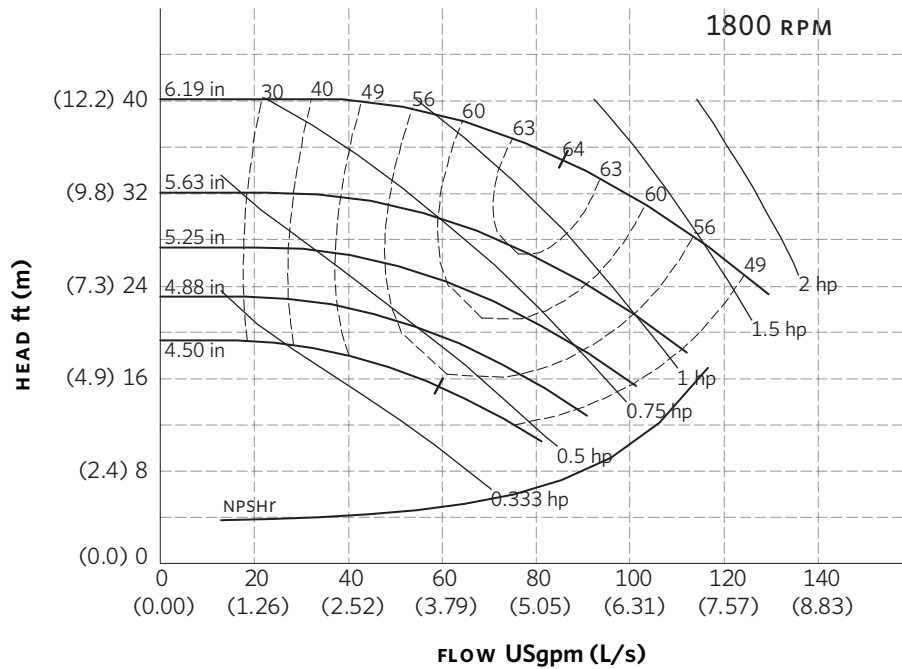
Size
3 × 3 × 6

RPM
3600

BHP based on shown
Fluid's sp. gr.

Availability
4302 all ratings
4382 all ratings

Performance
guaranteed only
at operating point
indicated.
Curve shown for
clear, cold water
- SP. GR. 1.0000



Curve number
PT37-2-0-1800

Series
4302
4382

Size
3 × 3 × 6

RPM
1800

BHP based on shown
Fluid's sp. gr.

Availability
4302 FR 143 MIN.
4382 all ratings

Performance
guaranteed only
at operating point
indicated.
Curve shown for
clear, cold water
- SP. GR. 1.0000

Performance curves are for reference only.
Confirm current performance data with Armstrong ACE ONLINE selection software.

TORONTO

23 BERTRAND AVENUE
TORONTO, ONTARIO
CANADA
M1L 2P3
+1 416 755 2291

BUFFALO

93 EAST AVENUE
NORTH TONAWANDA, NEW YORK
U.S.A.
14120-6594
+1 716 693 8813

BIRMINGHAM

HEYWOOD WHARF, MUCKLOW HILL
HALESOWEN, WEST MIDLANDS
UNITED KINGDOM
B62 8DJ
+44 (0) 8444 145 145

MANCHESTER

WOLVERTON STREET
MANCHESTER
UNITED KINGDOM
M11 2ET
+44 (0) 8444 145 145

BANGALORE

#59, FIRST FLOOR, 3RD MAIN
MARGOSA ROAD, MALLESWARAM
BANGALORE, INDIA
560 003
+91 (0) 80 4906 3555

SHANGHAI

NO. 1619 HU HANG ROAD, XI DU TOWNSHIP
FENG XIAN DISTRICT, SHANGHAI
P.R.C.
201401
+86 21 3756 6696

**MAKING
ENERGY
MAKE
SENSE™**